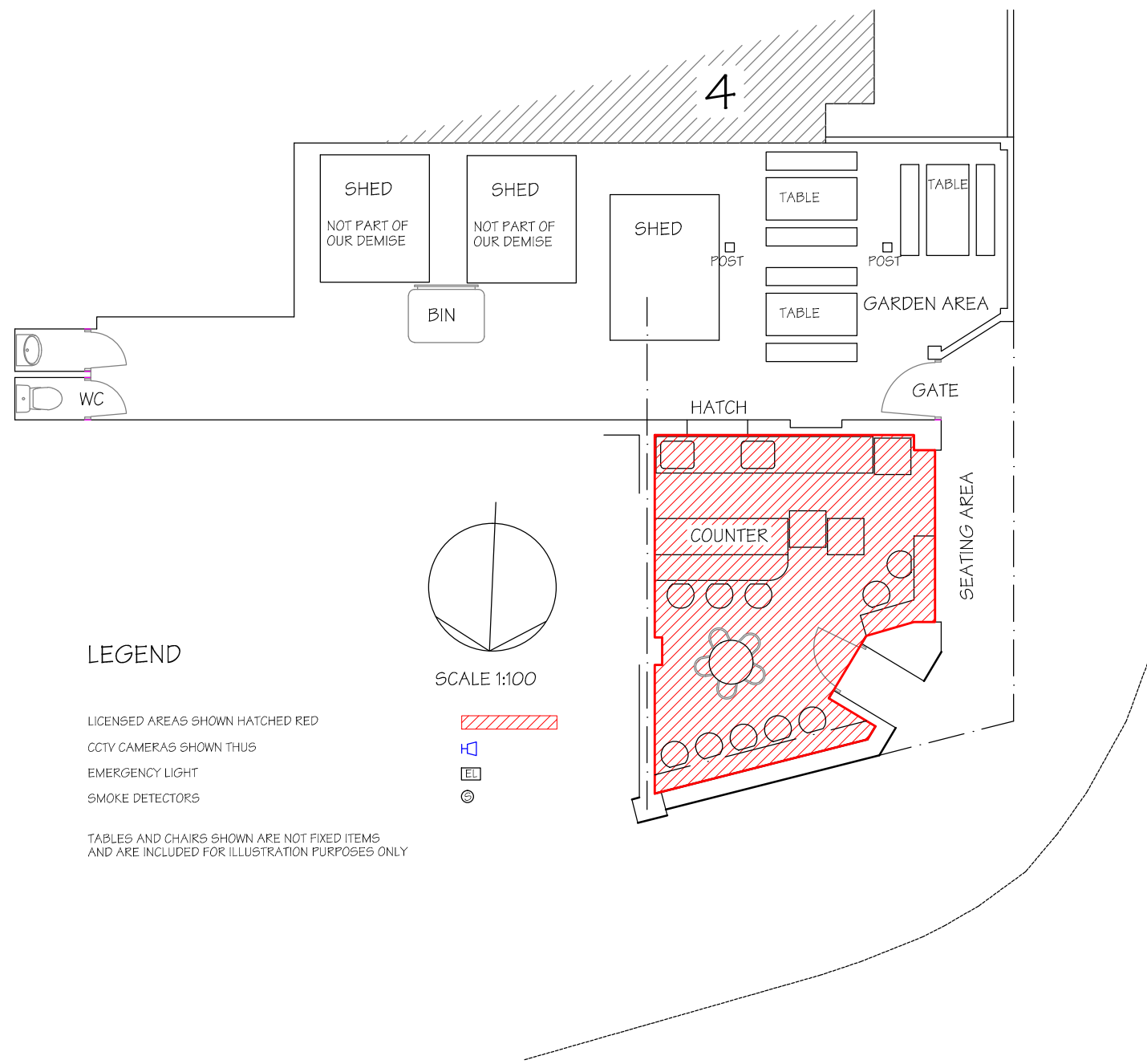





ALL MATERIALS + WORKMANSHIP TO RELEVANT BRITISH STANDARDS + CODES OF PRACTICE

THIS DRAWING IS COPYRIGHT AND IS ISSUED ON THE CONDITION THAT IT IS NOT REPRODUCED, COPIED, RETAINED, CHANGED OR DISCLOSED TO ANY OTHER PARTY EITHER WHOLLY OR IN PART WITHOUT THE WRITTEN CONSENT OF DESIGN ASSOCIATES

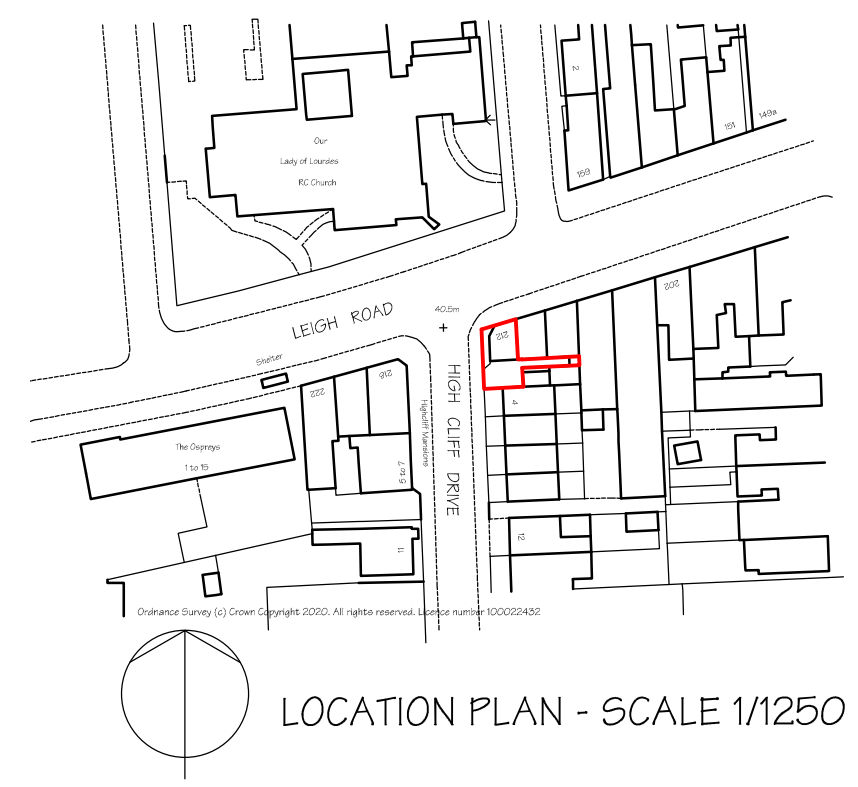
NOTES



LEGEND

- LICENSED AREAS SHOWN HATCHED RED
 - CCTV CAMERAS SHOWN THUS 
 - EMERGENCY LIGHT 
 - SMOKE DETECTORS 
- TABLES AND CHAIRS SHOWN ARE NOT FIXED ITEMS AND ARE INCLUDED FOR ILLUSTRATION PURPOSES ONLY

EXISTING FLOOR + SITE PLAN



LOCATION PLAN - SCALE 1/1250

REV	DATE	DESCRIPTION
C	MAR 2020	SHEDS/BIN ADDED
B	MAR 2020	TOILETS ADDED
A	FEB 2020	FURNITURE NOTE ADDED

212 LEIGH ROAD - LEIGH
 LICENCE PLAN
 PROJECT
 TITLE
 FLOOR + SITE PLANS

JOB NUMBER	DRAWING NUMBER	REVISION	DATE	22/01/2020
91443	01	C	SCALE	1/100@A3

Design Associates
 ARCHITECTURAL DESIGN - SPACE PLANNING - PROJECT MANAGEMENT
 92 LONDON ROAD - SOUTHEND ON SEA - ESSEX - S91 1PG
 TELEPHONE - 01702 592502
 EMAIL - tonymerry@aol.com